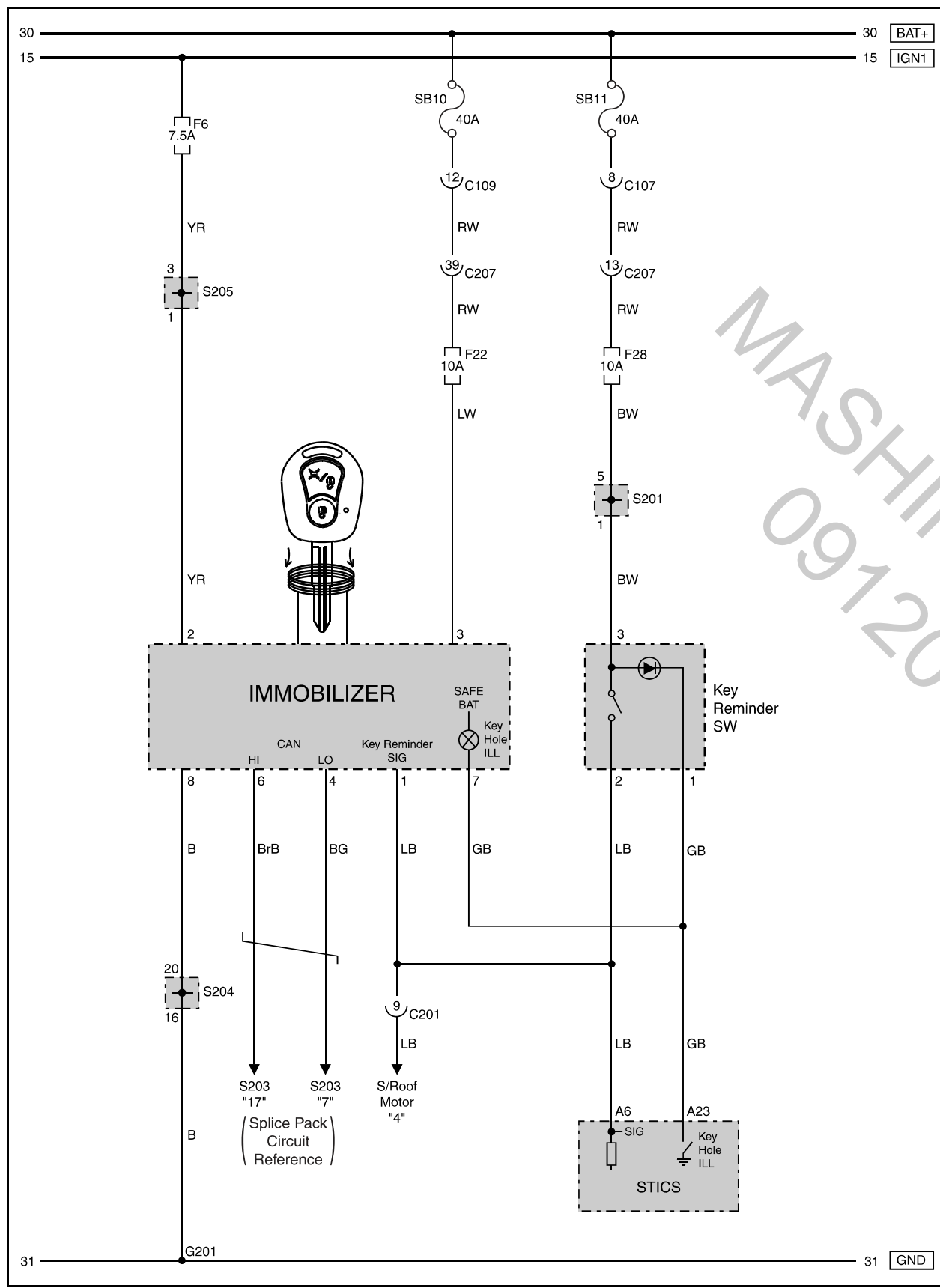


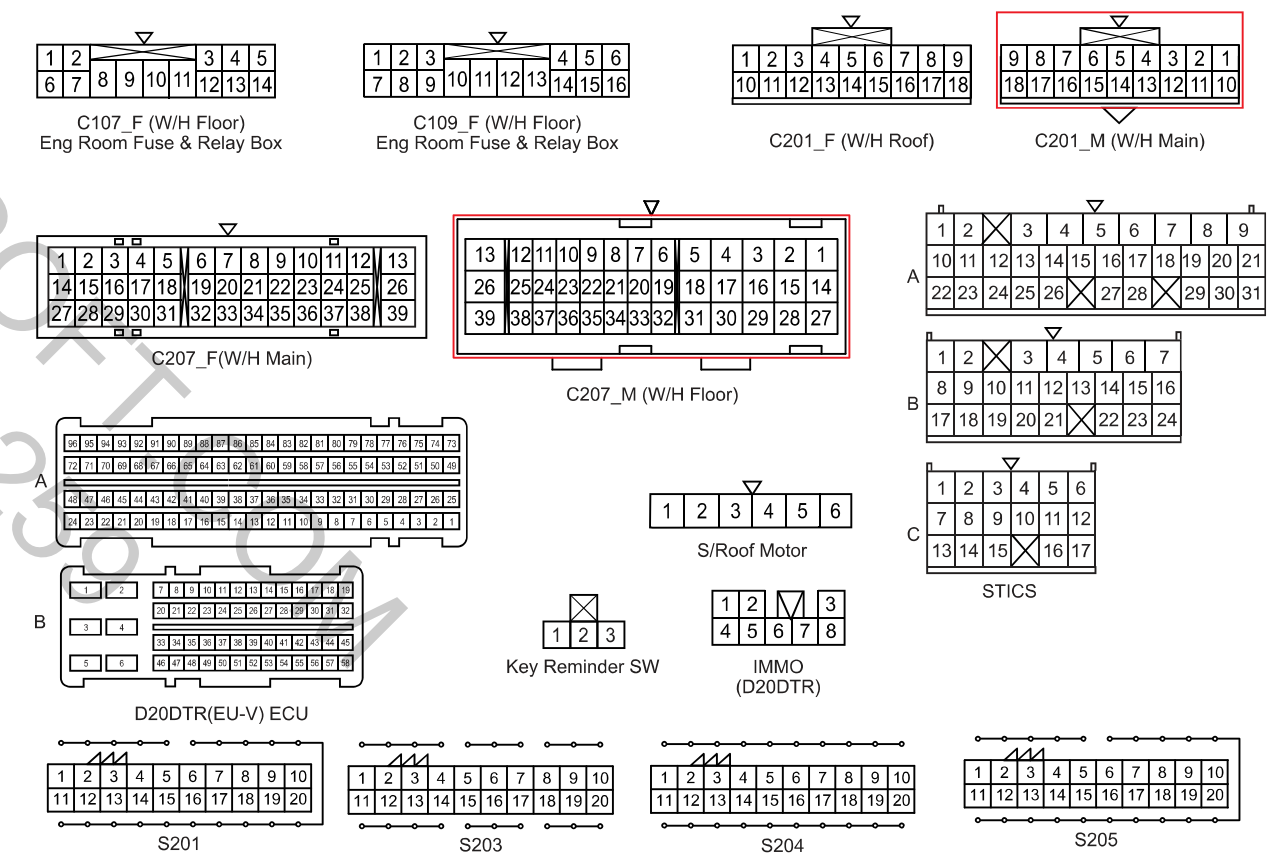
7010-09 IMMOBILIZER (D20DTR)



(1) CONNECTOR INFORMATION

Connector Number (Pin Number, Color)	Connecting Wiring Harness	Connector Position	Remark
C107 (14Pin, White)	W/H Eng - Eng Room Fuse & Relay Box	Eng Room Fuse & Relay Box	
C109 (16Pin, White)	W/H Eng - Eng Room Fuse & Relay Box	Eng Room Fuse & Relay Box	
C201 (18Pin, White)	W/H Main - W/H Roof	Under the I/P Fuse Box	
C207 (39Pin, Gray)	W/H Main - W/H Floor	Driver Cowl Side C/Holder	C/Holder
G201	W/H Main	Under the Driver Cowl Side PNL	
S201 (20Pin)	W/H Main	Upper the I/P Relay Box (Inside Protector)	GND/BAT+
S203 (20Pin)	W/H Main	Backside A/V Head Unit (Inside LH Protector)	CAN/GND/TAIL
S204 (20Pin)	W/H Main	Backside A/V Head Unit (Inside LH Protector)	GND
S205 (20Pin)	W/H Main	Backside A/V Head Unit (Inside LH Protector)	TAIL/IG1

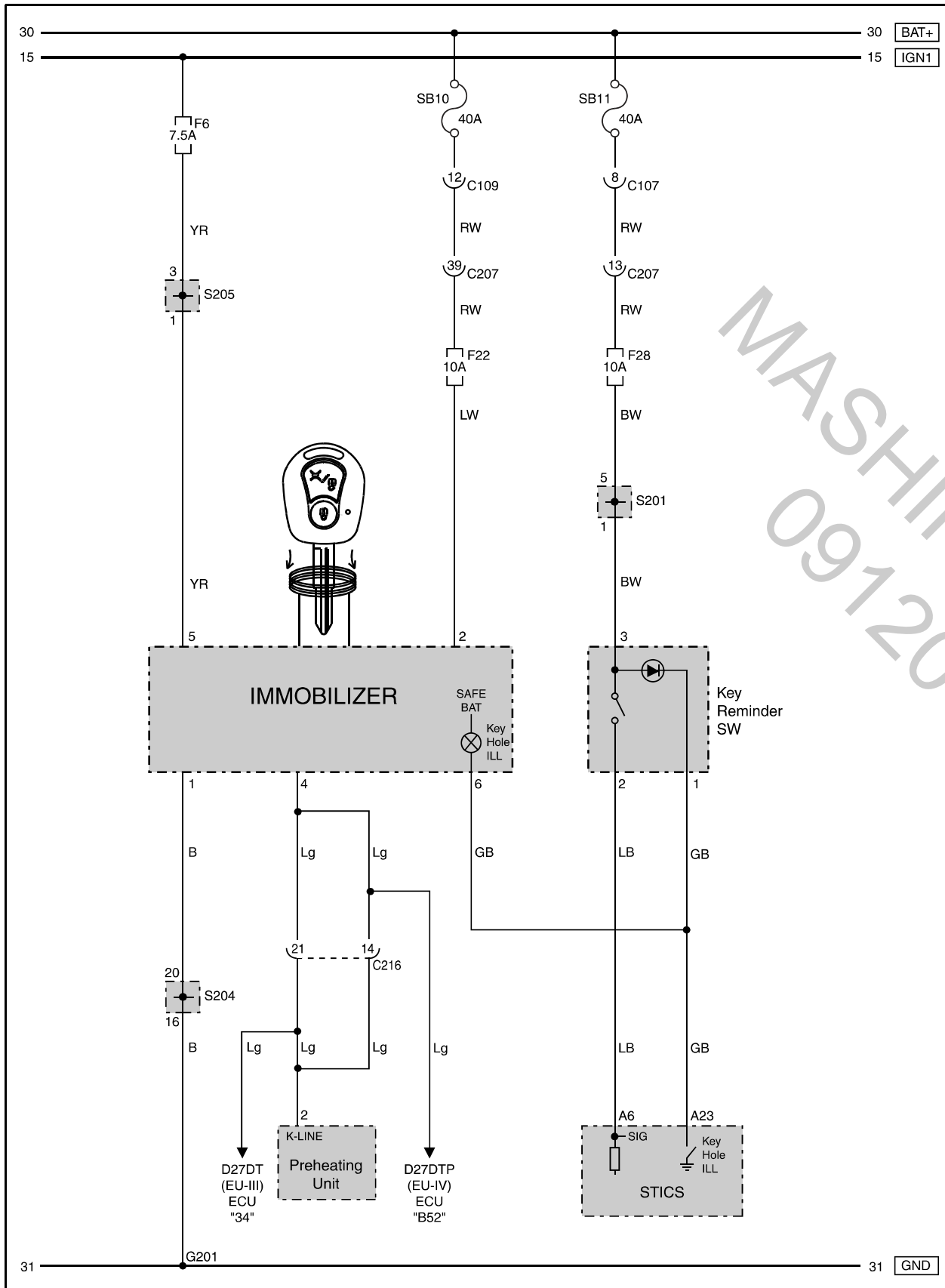
(2) CONNECTOR IDENTIFICATION SYMBOL & PIN NUMBER POSITION



ENGINE
ELECTRI CHASSIS
C

Modification basis	
Application basis	
Affected VIN	

7010-09 IMMOBILIZER (D27DT/D27DTP)



(1) CONNECTOR INFORMATION

Connector Number (Pin Number, Color)	Connecting Wiring Harness	Connector Position	Remark
C107 (14Pin, White)	W/H Eng - Eng Room Fuse & Relay Box	Eng Room Fuse & Relay Box	
C109 (16Pin, White)	W/H Eng - Eng Room Fuse & Relay Box	Eng Room Fuse & Relay Box	
C207 (39Pin, Gray)	W/H Main - W/H Floor	Driver Cowl Side C/Holder	C/Holder
C216 (26Pin, White)	W/H Main - W/H Eng	Passenger Cowl Side C/Holder	C/Holder
G201	W/H Main	Under the Driver Cowl Side PNL	
S201 (20Pin)	W/H Main	Upper the I/P Relay Box (Inside Protector)	GND/BAT+
S204 (20Pin)	W/H Main	Backside A/V Head Unit (Inside LH Protector)	GND
S205 (20Pin)	W/H Main	Backside A/V Head Unit (Inside LH Protector)	TAIL/IG1

(2) CONNECTOR IDENTIFICATION SYMBOL & PIN NUMBER POSITION

